



**KHSAA TITLE IX
ANNUAL REPORT SUBMISSION
STATUS REPORT
2007-2008**

KHSAA
Form T65
Revised 3/08

TO: KHSAA Member School Superintendents, Principals, and Athletic Directors

FROM: Brigid L. DeVries, Commissioner
Larry Boucher, Assistant Commissioner

DATE: 5-22-2008

School	Rowan County High School	Reviewed by	Reba Woodall
--------	--------------------------	-------------	--------------

The following is a status report regarding the required 2007 - 2008 Title IX Annual Report submission of forms due into the KHSAA office by April 15, 2008. Appropriate KHSAA Audit Team personnel have reviewed these forms and the following is a summary of this review.

I. Checklist of Forms properly submitted in a satisfactory manner:

X	GE 19 (Annual Verification)	X	T-35 (Budget Expenses)
X	T-1 (Summary Program Chart 1)	X	T-36 (Budget Expenses)
X	T-2 (Summary Program Chart 2)	X	T-41 (Checklist – Overall Interscholastic Program)
X	T-3 (Summary Program Chart 3)	X	T-60 (Corrective Action Plan)
X	T-4 (Summary Program Chart 4)	X	T-63 (Interscholastic Survey Results)

II. Status

A.	X	2007 – 2008 Forms are satisfactory and no further information or action is necessary at this time.
B.		Errors have been noted with respect to the following forms:
C.		The following forms were omitted and must be submitted by school representatives:
D.	X	According to the 2007-2008 data, the school appears to be meeting the standards established in: <input type="checkbox"/> Test 1 (Athletic participation is proportionate to enrollment) <input type="checkbox"/> Test 2 (History and continuing practice of program expansion) <input checked="" type="checkbox"/> Test 3 (Full and effective accommodation of interests and abilities)
E.	X	Other Recommendation and Comments: 1. The KHSAA recommends parents as members of the Gender Equity Committee. 2. The Gender Equity Committee should review the school's award policy. 2008 forms show no award expenses for tennis. The Gender Equity Committee should investigate the reasons for this. 3. The KHSAA recommends the difference in spending between male and female athletes, in schools that offer football, not exceed \$100. Last year your difference was \$124. The Gender Equity Committee should monitor the spending and work to reduce the difference below \$100. 4. It appears the school had met the standard for Test-3 due to the explanations on T-3 and T-60. 5. Thank you for your report.



KENTUCKY HIGH SCHOOL ATHLETIC ASSOCIATION
2007-2008 ANNUAL VERIFICATION OF TITLE IX PROCEDURES

KHSAA Form GE19
Rev. 12/07

(To be submitted by April 15, 2008 along with other required forms)

The Rowan County Senior High School, Morehead, Kentucky
 (Name of High School) (City)

certifies to the Kentucky High School Athletic Association that the following is an accurate and true representation of the facts surrounding compliance with 20 U.S.C. Sections 1681-1688, et. Seq. (also known as Title IX)

I certify the following provisions in accordance with records at the school contained in the permanent Title IX file, at least one copy of which must be maintained in the Principal's office, and to the best of my knowledge have completed the following tasks.

Established a gender equity committee at the high school. (list committee personnel and provide attachment if necessary)

Name	Address	Phone	Title
			(Supt., Principal, Student, Parent, Coach, Etc.)
Lucy Moore	121 East Second Street	606-784-8928	Program Supervisor RCB of Educ.
Bill Redwine	"	"	Vice Chairman RCB of Educ.
Tom Daughtery	"	"	Assistant Superintendent RCB of Educ.
Mark Murray	499 Viking Drive	606-784-8956	Principal RCSHS
Roy Wright	"	"	Athletic Director RCSHS
Don Daniel	"	"	Boys' Basketball Coach RCSHS
Paula Stafford	"	"	Assistant Principal RCSHS
Peggy Jones	"	"	Asst. Softball Coach RCSHS
Tammy Collins	"	"	Girls' Tennis Coach RCSHS
Jay Padula	415 West Sun St.	606-784-8911	Asst. Principal/Athletic Director RCMS
Kaitlyn Teager	499 Viking Drive	606-784-8956	Student/Athlete RCSHS
Patrick Fouch	"	"	Student/Athlete RCSHS
Sydney McClain	"	"	Student /Athlete RCSHS
Derek Daniel	"	"	Student/Athlete RCSHS

+

Scheduled a minimum of three meetings during the 2007-2008 school year on the following dates:

August 16, 2007
December 13, 2007
March 25, 2008

Designated the following person(s) as the Title IX coordinator for the school:

Name	Title	Address	Phone
Lucy Moore	Program Supervisor RCBE	121 East Second St	606-784-8928

Designated the following person(s) as the Title IX coordinator for the district:

Name	Title	Address	Phone
Lucy Moore	Program Supervisor RCBE	121 East Second St.	606-784-8928

School personnel are continuing to make periodic reviews of the boys' and girls' athletics program reflected in the Corrective Action Plan.

In addition to the above information, the above referenced school maintains a complete permanent file relative to Title IX records including copies of the self-assessment audit, all corrective action plans, and other related materials.



KENTUCKY HIGH SCHOOL ATHLETIC ASSOCIATION
2007-2008 ANNUAL VERIFICATION OF TITLE IX PROCEDURES

KHSAA Form GE19
Rev.12.07

(To be submitted by April 15, 2008 along with other required forms)

Mark Murray
Principal's Signature

April 14 20 08
Date

Marvin Moore
Superintendent Signature

Darryl Colbran
School Board Chairpersons' Signature

(Send original copy to KHSAA - Maintain duplicate in Title IX school folder)

2007-2008
ACCOMMODATION OF INTERESTS AND ABILITIES
SUMMARY PROGRAM CHART 1

KHSAA
 Form T1
 Rev.12/07

Participation Opportunities Test One

		(Column 1)	(Column 2)	(Column 3)	(Column 4)
	Program	Enrollment	Percentage of Total Enrollment	Number of Interscholastic Participants (double and triple count)	Percentage of Total Participation
Row 1	GIRLS	457	49%	190	42%
Row 2	BOYS	476	51%	266	58%
Row 3	Totals	933	100%	456	100%

Instructions:

*Number of 8th grade students & below used in Column 3 and Column 4 calculations if applicable: 35

- 1) Determine the total number of girls enrolled, (place in Row 1, Column 1). Determine the total number of boys enrolled, (place in Row 2, Column 1).
- 2) Add the total number of girls and boys enrolled to determine total enrollment, (place in Row 3, Column 1).
- 3) Calculate the percentage of total enrollment that is female. (Divide Row 1, Column 1 by Row 3, Column 1 and place in Row 1, Column 2.) Calculate the percentage of total enrollment that is male. (Divide Row 2, Column 1 by Row 3, Column 1 and place in Row 2, Column 2.) Note: Row 1, Column 2 plus Row 2, Column 2 should total 100%.
- 4) Ask the head coaches to review the most updated eligibility or squad lists for their teams. Ask coaches to confirm the names of those individuals who are on the team as of the first **date of regular season competition**, and cross out the names of those who were cut from the team or quit the team prior to the first regular season competitive event. Determine the total number of interscholastic athletics participants that are girls, (and place in Row 1, Column 3). In order to determine the total number of athletics participants, an individual should be counted each time he or she participates on a team. For example, if Jane Doe competes on the varsity volleyball team, the junior varsity volleyball team, the junior varsity basketball team, and the varsity softball team, she should be counted as four participants (**do not include club or intramural sports participants, cheerleaders, dance teams, or pom squads**). Calculate the same way for boys and girls. * In addition, should 8th grade students and below play on a Freshman, Junior Varsity, or Varsity team, they should also be counted for each team and sport on which they participate. If applicable, please asterisk the above notation as to how many 8th grade students & below are included in the totals.
 Using the same procedure, determine the total number of interscholastic athletic participants that are boys, (and place in Row 2, Column 3). Add Row 1, Column 3 plus Row 2, Column 3 to get total participants and place in Row 3, Column 3.
- 5) Calculate the percentage of female participation. (Row 1, Column 3 divided by Row 3, Column 3 and place in Row 1, Column 4.) Calculate the percentage of male participation. (Row 2, Column 3 divided by Row 3, Column 3 and place in Row 2, Column 4.) Note: Row 1, Column 4 plus Row 2, Column 4 should total 100%.

Note: While being within three percent is not a formal compliance standard; if the percent listed in Row 1, Column 4 is within 3% of Row 1, Column 2, then it provides a good target within which compliance is likely.

Principal's Signature: _____

Date: 04/14/08

2007-2008
ACCOMMODATION OF INTERESTS AND ABILITIES
SUMMARY PROGRAM CHART 2


KUISAA
 Form T2
 Rev. 12/07

Participation Opportunities Test Two

		Column 1	Column 2	Column 3	Column 4	Column 5
Program		Number of Teams Currently Offered	Number of Participants	Number of Teams Added Since the beginning of the 2003-2004 School Year	Current Number of Participants for each team added Since the beginning of the 2003-2004 School Year	Percent of Total Participation By Sex Added Since the beginning of the 2003-2004 School Year
GIRLS	Row 1	varsity:	9	114	0	
	Row 2	j.v.:	4	53	0	
	Row 3	frosh:	2	23	0	
	Row 4	total:	15	190	0	0
BOYS	Row 5	varsity:	9	171	0	
	Row 6	j.v.:	4	66	0	
	Row 7	frosh:	2	29	0	
	Row 8	total:	15	266	0	0

- 1) For Column 1, list the number of interscholastic teams offered for girls and boys at each competitive level (varsity, junior varsity, and freshman). For girls, total each of the entries in Rows 1, 2, and 3 into Row 4. For boys, total Rows 5, 6, and 7 into Row 8.
- 2) For Column 2, list the number of participants at each level. For girls, total each of the entries in Rows 1, 2, and 3 into Row 4. For boys, total Rows 5, 6, and 7 into Row 8. **Note:** The totals in Row 4 for girls and in Row 8 for boys must be the same as the totals in Form T-1, Column 3, Rows 1 and 2 respectively.
- 3) For Column 3, list the number of interscholastic teams that have been added in the last five years at each competitive level. Count each team added during the 5 year period only one time. e.g. Girl's junior varsity soccer was added 3 years ago, count the team only once, not 3 times. For girls, total the entries in Rows 1, 2, and 3 into Row 4. For boys, total Rows 5, 6, and 7 into Row 8.
- 4) For Column 4, list the number of participants that are **currently** on each level of the teams that were added in the last five years. If a team was added previously but no longer exists, there are no current participants to be added for that team. For girls, total the entries in Rows 1, 2, and 3 into Row 4. For boys, total Rows 5, 6, and 7 into Row 8.
- 5) For Column 5, calculate the percentage of participants that have been added in the last five years. For girls, take the number in Column 4, Row 4 and divide by the number in Column 2, Row 4. For boys, take the number in Column 4, Row 8 and divide it by the number in Column 2, Row 8.

Note: If the percentage of current participants added in the last five years, is 25% or greater, compliance with Test Two may be possible. If less than 25%, then compliance with Test Three should be analyzed. **CAUTION:** 25% is not a formal compliance standard.

Principal's Signature:  Date: 04/14/08

2007-2008
ACCOMMODATION OF INTERESTS AND ABILITIES
SUMMARY PROGRAM CHART 3

KHSAA
 Form T3
 Rev. 12/07

Participation Opportunities Test Three

FOR ANY QUESTION ANSWERED "YES" IDENTIFY THE RESPECTIVE SPORT(S).

	GIRLS (Yes / No)		BOYS (Yes / No)
1. For a sport <u>not</u> currently offered in your interscholastic athletics program, is there sufficient interest to form a viable interscholastic team based on participation on an intramural team.	No		No
2 For a sport <u>not</u> currently offered, is there sufficient interest, based on the responses to your most recent Student Interest Survey, to form a viable interscholastic team for a sport not currently offered. If yes, what sport?	Yes Archery, Rifle		Yes Archery, Rifle
3. For a sport currently offered at the junior varsity or freshman level is there sufficient interest, based on your most recent Student Interest Survey, to form a varsity team not currently offered?	No		No
4. For a sport currently offered at the varsity level only, is there sufficient interest, based on your most recent Student Interest Survey, to form a viable team for a junior varsity or freshman team that is not currently offered?	No		No
5. If you answered YES to question (1), (2), (3), or (4), are there enough high schools in the geographic area offering the sport (at the appropriate level) to allow for the development of a reasonable schedule of competition?	No		No

Plans to Address Interest:

See 7af

Principal's Signature: *Mark Murray* Date: 04/14/08

**2007-2008
ACCOMODATION OF INTERESTS AND ABILITIES
SUMMARY PROGRAM CHART 4**

Levels of Competition Test One

		Column 1	Column 2	Column 3
Girls	Team Levels	Number of Teams Currently Offered	Number of Participants	Percentage of Participants at Each Level
Row 1	varsity:	9	114	60%
Row 2	j.v.:	4	53	28%
Row 3	frosh:	2	23	12%
Row 4	total:	15	190	100%
Boys				
Row 5	varsity:	9	171	64%
Row 6	j.v.:	4	66	25%
Row 7	frosh:	2	29	11%
Row 8	total:	15	266	100%


- 1) Column 1, list the number of interscholastic teams offered for girls and boys at each competitive level; varsity, junior varsity, and freshman. (Refer to Form T-2, Accommodation of Interests and Abilities, Summary Program Chart 2, Column 1.)
- 2) For Column 2, list the number of participants at each level. For girls, total the entries in Rows 1, 2, and 3 into Row 4. For boys, total the entries in Rows 5, 6, and 7 into Row 8. (Refer to Form T-2, Accommodation of Interests and Abilities, Summary Program Chart 2, Column 2.)
- 3) For Column 3, calculate the percentage of female and male participants at each level.
 For girls' varsity, junior varsity, and frosh, respectively:
 - Divide Column 2, Row 1 by Column 2, Row 4, and place the percentage in Column 3, Row 1
 - Divide Column 2, Row 2 by Column 2, Row 4, and place the percentage in Column 3, Row 2.
 - Divide Column 2, Row 3 by Column 2, Row 4, and place the percentage in Column 3, Row 3.
 -
 For boys' varsity, junior varsity, and frosh, respectively:
 - Divide Column 2, Row 5 by Column 2, Row 8, and place the percentage in Column 3, Row 5.
 - Divide Column 2, Row 6 by Column 2, Row 8, and place the percentage in Column 3, Row 6.
 - Divide Column 2, Row 7 by Column 2, Row 8, and place the percentage in Column 3, Row 7.

Principal's Signature:  Date: 04/14/08

**2007-2008
ACTUAL EXPENDITURES - PROGRAM COMPARISON CHART 1
TO INCLUDE BOOSTER CLUB FUNDING**

	equipment and supplies		travel		awards		coaches' salaries (to include supplemental and extended employment; dollar amount required)		facilities improvements		publications (if sport-specific)	
	Expenditures		Expenditures		Expenditures		Expenditures		Expenditures		Expenditures	
	School	Booster	School	Booster	School	Booster	School	Booster	School	Booster	School	Booster
G basketball	\$482	0	\$4,700	0	0	\$1,500	\$12,184	3	0	0	0	\$600
B basketball	\$1,722	0	\$4,700	0	0	\$1,200	\$13,027	3	0	0	0	\$200
G softball	\$1,330	0	\$2,400	0	0	\$1,000	\$9,857	3	2	0	0	\$300
B baseball	\$1,600	0	\$4,000	0	0	\$1,300	\$9,856	3	2	0	0	\$400
G cross country	0	0	0	0	0	0	\$4,149	1	0	0	0	0
B cross country	\$944	0	0	0	0	0	\$4,149	1	0	0	0	0
G golf	0	0	\$569	0	0	0	\$2,075	1	0	0	0	0
B golf	\$759	0	0	0	0	0	\$2,593	1	0	0	0	0
G soccer	\$666	0	\$2,500	0	0	\$500	\$7,486	3	2	0	0	\$200
B soccer	\$4,916	0	\$2,500	0	0	\$900	\$9,100	3	2	0	0	\$200
G swimming	\$356	0	\$981	0	0	0	\$1,538	1	0	0	0	0
B swimming	\$356	0	\$981	0	0	0	\$1,538	1	0	0	0	0

1. Total expenditures on T-35 and T-36 on the 2007-2008 year report due by April 15, 2008, should reflect the total monies spent (rounded off to nearest dollar) for the entire school year of 2006-2007 ending June 30, 2007.
 2. Booster Club Funding/Contributions must be included in the above expenditures total. (Note: It is illegal for coaches to be paid by Booster Clubs - Reference KHSAA Bylaw 27)

Principal's Signature:  Date: 04/14/08


**2007-2008
ACTUAL EXPENDITURES - PROGRAM COMPARISON CHART 2
TO INCLUDE BOOSTER CLUB FUNDING**

	equipment and supplies		travel		awards		coaches' salaries (to include supplemental and extended employment; dollar amount required)			facilities improvements		publications (if sport-specific)	
	Expenditures		Expenditures		Expenditures		Expenditures			Expenditures		Expenditures	
	School	Booster	School	Booster	School	Booster	School	# of Coaches for all levels / # of Teams for all levels	School	Booster	School	Booster	School
G track	\$41	0	0	0	0	0	\$4,742	1	1	0	0	0	0
B track	\$41	0	0	0	0	0	\$4,742	1	1	0	0	0	0
G tennis	\$120	0	\$300	0	0	0	\$4,149	1	1	0	0	0	0
B tennis	\$120	0	\$300	0	0	0	\$3,853	1	1	0	0	0	0
G volleyball	\$1,245	0	\$1,900	0	0	0	\$8,460	3	3	0	0	0	0
B wrestling	NA												
G (list sport)													
B football	\$5,825	0	\$3,500	0	0	\$1,500	\$18,617	5	3	\$1,500	0	0	\$1,000
G (list sport)													
B (list sport)													

1. Total expenditures on T-35 and T-36 on the 2007-2008 year report due by April 15, 2008, should reflect the total monies spent (rounded off to nearest dollar) for the entire school year of 2006-2007 ending June 30, 2007.
 2. Booster Club Funding/Contributions must be included in the above expenditures totals.
 Indicate percentage of total expenditures for each gender: (If disparities are obvious, list on your Corrective Action Plan (T-60) what action you will take to correct the problem).

Gender	Expenditures	Percentage
Boys	\$107,939	59%
Girls	\$76,330	41%
Total:	\$	100%

\$406
\$402

Principal's Signature: 
 Date: 04/14/08

2007-2008 KHSAA TITLE IX ATHLETICS AUDIT

KHSAA
Form T41
Rev. 12/07

Checklist - Overall Interscholastic Athletics Program

DIRECTIONS:

For the Areas of Compliance (Opportunities and Benefits) listed on the left hand side of the page, place a checkmark under the appropriate column identifying whether your school provided an advantage to the Girls' Program, or to the Boys' Program or to Neither Program. A review of T-35 and T-36 spending patterns might be helpful in completing this form.

Areas of Compliance:	ADVANTAGE TO:		
	GIRLS' PROGRAM	BOYS' PROGRAM	NEITHER PROGRAM
OPPORTUNITIES			
Accommodation of Interest and Abilities			X
BENEFITS			
Equipment and Supplies			X
Scheduling of Games and Practice Time			X
Travel and Per Diem Allowances			X
Coaching			X
Locker Rooms, Practice and Competitive Facilities		X	
Medical and Training Facilities and Services			X
Publicity			X
Support Services			X
Athletic Scholarships			NA
Tutoring			X
Housing and Dining Facilities and Services			NA
Recruitment of Student Athletes			X

If an advantage is shown, corrective action should be shown on T-60 (Corrective Action Plan).

Principal's Signature: _____

Date: _____

**2007-2008
TITLE IX
CORRECTIVE ACTION PLAN**

SCHOOL NAME
Rowan County Senior High School

DIRECTIONS:

- For Column 1, indicate the intended area (Opportunities or Benefits) which needs corrective action in order to achieve gender equity. For Column 2, write the suggested change or activities that will correct the area in need of alteration. For Column 3, include the estimated completion date for the changes or activities.
- It is possible to attain compliance with Title IX and no longer need "corrective" action. However, the KHSAA strongly encourages compliant schools to identify items for improvement (Column 1), activities to accomplish the improvement (Column 2) and a timetable for completion (Column 3) that will strengthen the athletic program.
- You may copy this form as needed. Please attach corrective action plans along with audit forms and submit by April 15, 2008.

COLUMN 1	COLUMN 2	COLUMN 3
ITEM FOR CORRECTION/ IMPROVEMENT	SUGGESTED CHANGE/ ACTIVITIES	TIME TABLE FOR CORRECTIVE ACTION/ AND OR COMPLETION DATE
Female sports Locker Room Space	Committee will continue to search for construction funds and grants to allow for construction of additional space.	Continued development 2007-08
Develop Written policy for purchase of athletic uniforms	Policy for 5 year uniform purchase rotation was implemented during the 2001-2002 school year	Committee will refine the rotation.
Coaches Stipends	Stipends in similar sports were equalized	Ongoing
Softball Facility	Construction of on campus facility.	Construction begun Fall 2006. Completed Spring 2008
Weight Room schedule	Weight room times were assigned to sports upon request.	Official duty of strength and conditioning coach beginning in February 2003. Ongoing
Policy for display of awards and trophies	Written policy in place	Policy will be refined.
Improve administrative oversight of athletic budgets and expenditures	Booster groups informed of financial reporting responsibilities. Booster club handbook developed and distributed.	Ongoing
Coaching experience for female sports	Continue to seek experienced candidates for girl's assistant and head coaching positions.	Ongoing as vacancies occur

[Signature]

Principal's Signature:

Date: 04/14/08



**2007-2008 INTERSCHOLASTIC
ATHLETICS SURVEY
Summary of Student Responses**

KHSAA
Form T63
Rev.12/07

School Name: Rowan County Senior High School

Enrollment (9-12 Grade): 933 (SHOULD AGREE WITH FORM T-1, COLUMN 1, ROW 3)

Number of 9-11 Grade Students Surveyed: 727

Number of 8th Grade Students Surveyed: 195

Date: 03-24-08

Completed By: Roy E. Wright

Instructions:

1. Summarize the Student Athletics Interest Surveys Form T-61 by listing the total number of responses on the line next to each sport.
2. Under the Other Category please provide a listing of the sports as well as the number of students who are interested in participating.
3. Please sign and date this Summary Form (T-63) and mail this Summary Form only to the KHSAA by April 15, 2008. Do not mail the student surveys (Form T-61). However, these Forms should be maintained in your files in the event they are requested subsequently.

922 Number of Surveys 1190

683 Total Returned (*A minimum of 80% return is expected*)

8-11 Grades Surveyed (*Should be grades 9-11 and 8th grade if school has a feeder system*)

How Was The Survey Administered? All homerooms
(e.g. was it given in all English classes, or all home rooms, or advisee/advisor?)

KHSAA Sanctioned Fall Sports (*List Total Number of Participation Responses*)

8 Cross Country (Girls)

25 Cross Country (Boys)

161 Football (Boys)

15 Golf (Girls)

24 Golf (Boys)

64 Soccer (Girls)

50 Soccer (Boys)

133 Volleyball (Girls)

Winter Sport (*List Total Number of Participation Responses*)

Form T-63
Rev. 12/07

<u>80</u>	Basketball (Girls)
<u>102</u>	Basketball (Boys)
<u>27</u>	Indoor Track (Girls)
<u>17</u>	Indoor Track (Boys)
<u>49</u>	Swimming & Diving (Girls)
<u>21</u>	Swimming & Diving (Boys)
<u>72</u>	Wrestling (Boys)

Spring Sport (*List Total Number of Participation Responses*)

<u>98</u>	Baseball (Boys)
<u>88</u>	Fast Pitch Softball (Girls)
<u>58</u>	Tennis (Girls)
<u>12</u>	Tennis (Boys)
<u>30</u>	Track (Girls)
<u>51</u>	Track (Boys)

Non-KHSAA Championship Sports (*From Student Survey T-61 Question 10*)

<u>167</u>	Archery
<u>21</u>	Field Hockey
<u>93</u>	Bowling
<u>9</u>	Gymnastics (Boys)
<u>61</u>	Gymnastics (Girls)
<u>88</u>	Ice Hockey
<u>47</u>	Lacrosse (Boys)
<u>62</u>	Lacrosse (Girls)
<u>110</u>	Rifle
<u>88</u>	Rodeo
<u>38</u>	Slow Pitch Softball
<u>46</u>	Volleyball (Boys)
<u>1</u>	Water Polo
<u>75</u>	Weightlifting

Number of Students who participate in Intramural Sports

(*From Student Survey T-61 Question 5*)

<u>Sport</u>	<u>Number</u>
N/A We have no intramural sports.	

List Intramural Sports students are interested in adding:

(From Student Survey T-61 Question 6)

Form T-63

Rev. 12 07

<u>Sport</u>	<u>Number</u>
Wrestling	15
Volleyball	19
Softball	10
Dodgeball	25
Fencing	15

Participation in Non-School Sports Activities

(From Student Survey T-61 Question 7)

<u>Sport</u>	<u>Number</u>
Horse riding	17
Motocross	18
City League basketball	13
City League baseball	23

Reasons for not participating in interscholastic athletics

(From Survey Question 8)

- 51 I prefer other activities such as band, chorus, etc.
- 127 I don't have time
- 33 The practice schedules and game times are inconvenient
- 41 The sport I like isn't offered
- 19 It's too expensive
- 9 I prefer to participate in club or intramural sports
- 47 Working
- 78 Other:

Student Suggestions to encourage participation

Provide transportation from practice

Encourage participation not competition

Pay participants

Make it cheaper to participate

Principal's Signature

Date



04/14/08



Rowan County Senior High School
Athletic Department

499 Viking Drive
Morehead, KY 40351
(606) 784-8956 ext. 2614
FAX: (606) 784-1067

Fax

To: KHSAA

From: Roy E. Wright

Attn: Reba Woodall

Fax: 859-293-5999

Date: 4/24/2008

Phone: 859-299-5472

Pages: 1

Re: Amended T-3

CC:

Urgent **For Review** **Please Comment** **Please Reply** **For Your Records**

•Comments:

2007-2008
ACCOMMODATION OF INTERESTS AND ABILITIES
SUMMARY PROGRAM CHART 3

KHSAA
Form T3
Rev. 12/07

Participation Opportunities Test Three

FOR ANY QUESTION ANSWERED "YES" IDENTIFY THE RESPECTIVE SPORT(S).

	GIRLS (Yes / No)		BOYS (Yes / No)
1. For a sport <u>not</u> currently offered in your interscholastic athletics program, is there sufficient interest to form a viable interscholastic team based on participation on an intramural team.	NO		NO
2 For a sport <u>not</u> currently offered, is there sufficient interest, based on the responses to your most recent Student Interest Survey, to form a viable interscholastic team for a sport not currently offered. If yes, what sport?	NO		NO
3. For a sport currently offered at the junior varsity or freshman level is there sufficient interest, based on your most recent Student Interest Survey, to form a varsity team not currently offered?	Yes Archery, Rifle		Yes Archery, Rifle
4. For a sport currently offered at the varsity level only, is there sufficient interest, based on your most recent Student Interest Survey, to form a viable team for a junior varsity or freshman team that is not currently offered?	NO		NO
5. If you answered YES to question (1), (2), (3), or (4), are there enough high schools in the geographic area offering the sport (at the appropriate level) to allow for the development of a reasonable schedule of competition?	NO		NO


Plans to Address Interest: We are in the process of surveying region schools to ascertain the development of these activities as interscholastic, intramural or club sports or recreational activities within our geographic area. We also plan to explore the authenticity of interest in these activities through our committee, student and parent meetings.

Principal's Signature :

Marty A. Murray

Date:

04/24/08



Rowan County Senior High School Athletic Department

499 Viking Drive
Morehead, KY 40351
(606) 784-8956 ext. 2614
FAX: (606) 784-1067

Fax

To: KHSAA

From: Roy E. Wright

Reba Woodall

Fax: 859-293-5999

Date: 5/22/2008

Phone: 859-299-5472

Pages: 3

Re: Amended T-63

CC:

Urgent **For Review** **Please Comment** **Please Reply** **For Your Records**

•Comments:



**2007-2008 INTERSCHOLASTIC
ATHLETICS SURVEY**
Summary of Student Responses

KHSAA
Form T63
Rev. 12/07

School Name: Rowan County Senior High School

Enrollment
(9-12 Grade): 933 (SHOULD AGREE WITH FORM T-1, COLUMN 1,
ROW 3)

Number of 9-11 Grade Students Surveyed: 727

Number of 8th Grade Students Surveyed: 195

Date: 03-24-08

Completed By: Roy E. Wright

Instructions:

1. Summarize the Student Athletics Interest Surveys Form T-61 by listing the total number of responses on the line next to each sport.
2. Under the Other Category please provide a listing of the sports as well as the number of students who are interested in participating.
3. Please sign and date this Summary Form (T-63) and mail this Summary Form only to the KHSAA by April 15, 2008. Do not mail the student surveys (Form T-61). However, these Forms should be maintained in your files in the event they are requested subsequently.

922 Number of Surveys *80%*

738 Total Returned (*A minimum of 80% return is expected*)

8-11 Grades Surveyed (*Should be grades 9-11 and 8th grade if school has a feeder system*)

How Was The Survey Administered? All homerooms
(e.g. was it given in all English classes, or all home rooms, or advisee/advisor?)

KHSAA Sanctioned Fall Sports (*List Total Number of Participation Responses*)

9 Cross Country (Girls)

27 Cross Country (Boys)

174 Football (Boys)

16 Golf (Girls)

26 Golf (Boys)

69 Soccer (Girls)

54 Soccer (Boys)

143 Volleyball (Girls)

Winter Sport (*List Total Number of Participation Responses*)

Form T-63
Rev. 12/07

- 86 Basketball (Girls)
- 110 Basketball (Boys)
- 33 Indoor Track (Girls)
- 21 Indoor Track (Boys)
- 57 Swimming & Diving (Girls)
- 23 Swimming & Diving (Boys)
- 78 Wrestling (Boys)

Spring Sport (*List Total Number of Participation Responses*)

- 106 Baseball (Boys)
- 95 Fast Pitch Softball (Girls)
- 61 Tennis (Girls)
- 12 Tennis (Boys)
- 32 Track (Girls)
- 55 Track (Boys)

Non-KHSAA Championship Sports (*From Student Survey T-61 Question 10*)

- 180 Archery
- 22 Field Hockey
- 98 Bowling
- 9 Gymnastics (Boys)
- 66 Gymnastics (Girls)
- 95 Ice Hockey
- 49 Lacrosse (Boys)
- 67 Lacrosse (Girls)
- 113 Rifle
- 89 Rodeo
- 40 Slow Pitch Softball
- 48 Volleyball (Boys)
- 1 Water Polo
- 81 Weightlifting

Number of Students who participate in Intramural Sports
(*From Student Survey T-61 Question 5*)

<u>Sport</u>	<u>Number</u>
N/A We have no intramural sports.	

List Intramural Sports students are interested in adding:

(From Student Survey T-61 Question 6)

Form T-63

Rev. 12 07

<u>Sport</u>	<u>Number</u>
Wrestling	16
Volleyball	21
Softball	10
Dodgeball	27
Fencing	16

Participation in Non-School Sports Activities

(From Student Survey T-61 Question 7)

<u>Sport</u>	<u>Number</u>
Horse riding	21
Motocross	19
City League basketball	17
City League baseball	26

Reasons for not participating in interscholastic athletics

(From Survey Question 8)

- 56 I prefer other activities such as band, chorus, etc.
- 135 I don't have time
- 35 The practice schedules and game times are inconvenient
- 46 The sport I like isn't offered
- 23 It's too expensive
- 11 I prefer to participate in club or intramural sports
- 51 Working
- 83 Other:

Student Suggestions to encourage participation

Provide transportation from practice

Encourage participation not competition

Pay participants

Make it cheaper to participate

Principal's Signature

05/22/08

Date